


Turtle



You Will Need For Each Child

Background	1 yellow square	9"	x	9"
Outer Shell	1 dark green square	5"	x	5"
Inner Shell	1 green square	4"	x	4"
Legs	1 green rectangle	1"	x	7"
Head	1 green rectangle	1½"	x	2"
Tail	Scrap			
Spots *	See Spot Dimensions			
Turtle Poem				
scissors, glue, black fine line marker, pencil				


Spot Dimensions		
1 red square	1	x 1
1 orange square	1	x 1
1 yellow square	1	x 1
1 green square	1	x 1
1 white square	1	x 1
1 black square	1	x 1

1.) Background: (yellow square)




- Place the yellow square on the table

2.) Outer Shell: (dark green square)



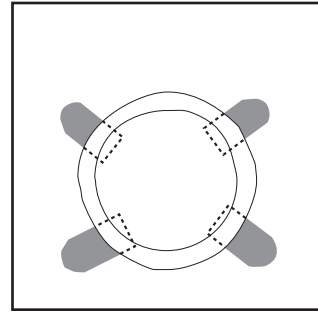
- Cut a circle
- Glue the dark green circle in the middle of the yellow square

3.) Inner Shell: (green square)



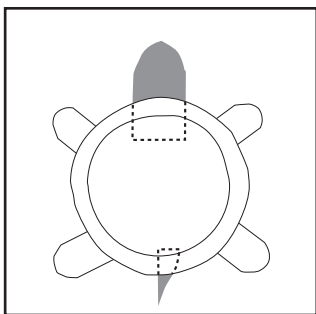
- Cut a circle
- Glue the circle in the middle of the dark green circle

4.) Legs: (longer green rectangle)




- Fold the rectangle in half; fold it in half again
- Cut apart on the fold lines to make four rectangles
- Hold each rectangle in a vertical position; cut off the top two corners
- Lift the body; glue the front and back legs under the body one at a time; leave space for the head and tail

5.) Head and Tail: (shorter green rectangle, scrap)



- Hold the rectangle in a vertical position; cut off the top two corners
- Lift the body; glue the head under the body
- Lift the body; glue the tail (a scrap) under the body


6.) Spots: (red, orange, yellow, light green, white, black squares)



- Cut each square into a circle
- Glue each circle in the middle of the turtle's shell

7.) Details:

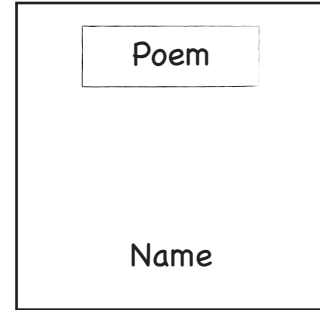
(black fine line marker)



- Draw 2 eyes, claws, and circles around the outer edge of the shell

8.) Turtle Poem/Name:

(pencil)



- Turn your paper over; glue the poem on the back of the paper
- Write your name

Note:- If you display the Turtle pictures the pictures will show up better if they are mounted on colored paper.

Text

My Turtle

I can name these colors,
All so very bright,
Red, orange, yellow,
Green and white.
And the color black,
These are the colors,
On my turtle's back.
—original author unknown

Books to Read

I Can't Get My Turtle To Move —Elizabeth O'Donnell

You Can't Catch Me —Joanne Oppenheim

Turtle Tale —Frank Asch

Extending the Lesson

- Recite the poem and have the children point to each color on the turtle's shell as you name it.

My Turtle

I can name these colors,
All so very bright,
Red, orange, yellow,
Green and white.
And the color black,
These are the colors,
On my turtle's back.

My Turtle

I can name these colors,
All so very bright,
Red, orange, yellow,
Green and white.
And the color black,
These are the colors,
On my turtle's back.